

# ecoGEO+ B/C 1-6 PRO



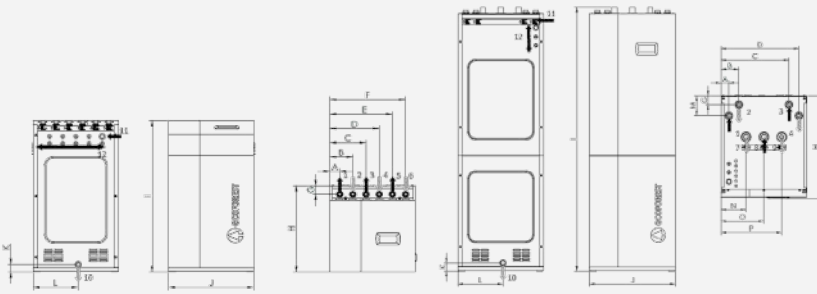
- Modulating thermal power control within a wide range (15-100%) and modulating flow rate control of both brine and production circuits (20-100%).
- Natural refrigerant R290 : GWP 3.
- Inverter technology.
- Compact design including brine and production circulation pumps, brine and production expansion vessels (8l and 12l respectively), brine and production safety valves and DHW three-way valve.
- Integrated management of up to 3 different emission temperatures, 2 buffer tanks (heating and cooling), 1 DHW tank, 1 pool and hourly control of DHW recirculation.
- Integrated management of aérothermal collection modulating units, in case of air source or hybrid configurations.
- Integrated management of external On/Off or modulating auxiliary systems, such as electrical heaters, On/Off boilers or modulating boilers.
- Integrated free cooling in models 2 and 4.
- Integrated active cooling in models 3 and 4.
- Single-phase version available.
- Integrated photovoltaic hybridisation.
- Integrated energy meters to measure the electrical consumption, the heating/cooling thermal power, the COP and the monthly and annual SPF.

SPECIFICATIONS ecoGEO+ B/C 1-6 PRO		UNITS	B1/C1	B2/C2	B3/C3	B4/C4	
APPLICATION	Place of installation	-	Indoors				
	Type of brine system <sup>1</sup>	-	Ground source / Air source / Hybrid source				
	DHW, Heating and Pool	-	✓	✓	✓	✓	
	High Temperature Recovery (HTR) system option	-	-	-	-	-	
	Integrated Active cooling	-	-	-	✓	✓	
PERFORMANCE	Integrated Passive cooling	-	-	✓	-	✓	
	Modulation range of the compressor	%	15 to 100				
	Heating power output <sup>2, 10</sup> , B0W35	kW	1,0 to 6,0				
	COP <sup>2, 10</sup> , B0W35	-	4,3				
	Active cooling power output <sup>2, 10</sup> , B35W7	kW	-	1,0 to 6,0			
	EER <sup>2, 10</sup> , B35W7	-	-	4,5			
	Max. DHW temperature without / with support <sup>5</sup>	°C	75 / 80				
	Noise power emission level <sup>6, 10</sup>	db	33 to 44				
	Energy label / rjs / SCOP W35 average climate control	-	A+++ / 192% / 5,0				
	Energy label / rjs / SCOP W55 average climate control	-	A++ / 142% / 3,74				
OPERATION LIMITS	Distribution / Set heating outlet temperature range	°C	10 to 75 / 20 to 75				
	Distribution / Set cooling outlet temperature range	°C	4 to 35 / 7 to 25				
	Brine inlet temperature range in heating applications	°C	-25 to 35				
	Brine inlet temperature range in cooling applications	°C	10 to 75				
	Minimum / Maximum refrigerant circuit pressure	bar	0,7 / 31,5				
	Production / Pre-load circuit pressure	bar	0,5 to 3,0 / 1,5				
	Brine / Pre-load circuit pressure	bar	0,5 to 3,0 / 0,7				
WORKING FLUIDS	Volume / Max. DHW storage tank pressure (ecoGEO+ C)	l / bar	165 / 8				
	R290 Refrigerant load	kg	0,15				
	Compressor oil type / load	kg	PZ46M / 0,3				
CONTROL ELECTRICAL DATA	1/N/PE 230 V / 50-60 Hz <sup>8</sup>	-	✓				
	Maximum recommended external protection <sup>9</sup>	-	C10A				
	Transformer primary circuit fuse	A	0,5				
	Transformer secondary circuit fuse	A	2,5				
ELECTRICAL DATA: SINGLE-PHASE	1/N/PE 230 V / 50-60 Hz <sup>8</sup>	-	✓				
	Maximum recommended external protection <sup>9</sup>	-	C25A				
	Maximum consumption <sup>2</sup> , B0W35	kW / A	1,6 / 6,8				
	Maximum consumption <sup>2</sup> , B0W55	kW / A	2,0 / 8,6				
	Minimum / Maximum starting current <sup>7</sup>	A	0,6 / 1,8				
DIMENSIONS/WEIGHT	Correction of cosine Ø	-	0,96/1				
	Height x width x depth	mm	ecoGEO+ B: 1060x550x602 · ecoGEO+ C: 1804x600x720				
	Empty weight (without assembly)	kg	B 125 · C 186	B 133 · C 194	B 125 · C 186	B 133 · C 194	

- Air source by replacing the ground source circuit by one or more ecoGEO+ AU air units. Consult the ecoGEO+ AU aérothermal units manual for more detailed information.
- In compliance with EN 14511, this includes the consumption of the circulation pumps and the compressor driver.
- Considering brine and production flow rates in compliance with EN 14511.
- Considering a heat slope from 20°C to 50°C in absence of consumption.
- Considering support provided by the emergency electrical heater.
- In compliance with EN 12102, this includes the acoustic insulation kit of the compressor.
- Starting current depends on the working conditions of the hydraulic circuits.
- The admissible voltage range for proper operation of the heat pump is ±10%.
- Maximum consumption can vary significantly according to working conditions, or if the compressor's operation range is restricted. Consult the technical service manual for more detailed information.
- Certification in process.

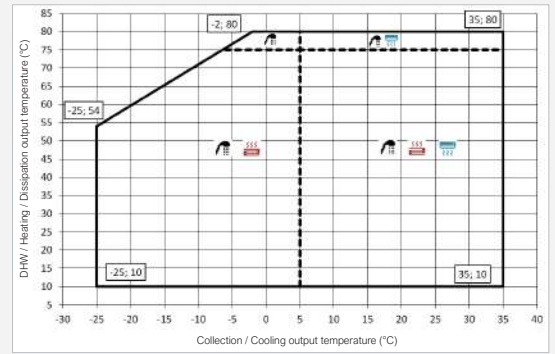
## Dimensions and hydraulic connections

## Operational chart

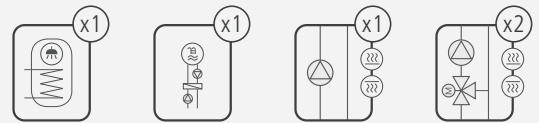


MODEL	DIMENSIONS (mm)															
	A	B	C	D	E	F	G	H	I	J	K	L	M	N	O	P
ecoGEO+ Basic	63	148	233	318	403	488	60	602	1058	550	53	290	-	-	-	-
ecoGEO+ Compact	55	125	475	545	-	-	62	720	1851	600	58	315	140	175	300	425

1. Heating/Cooling Outlet - 1" M
2. Heating/Cooling Inlet - 1" M
3. Brine Outlet - 1" M
4. Brine Inlet - 1" M
5. DHW System Outlet - 1" M
6. DHW System Inlet - 1" M
7. DCW Inlet - 1" F
8. DHW Outlet - 1" F
9. DHW Recirculation Inlet - 3/4" F
10. Drain - 16 mm



## Installation management



## Performance curves

